

Interior Alaska Building Association's

PARADE OF HOMES

October 5 & 6, 2019
www.interioraba.com



Animal Lover's Edition
Special Places for Your Pets

New Homes

Cold Climate Design & Pet Friendly Features
Financing Your First Home

DIY

Build Your Own Indoor Doghouse
Your Fall Home Maintenance Checklist

WHAT IN THE WORLD?!
Catio Fun in Arizona

Sponsored by

GENE'S

CHRYSLER

DODGE

Jeep

RAM

2017 People's Choice Award Winner | Landmark, Inc.

Wherever the journey takes you...

Arrive in comfort, safety and style- with a brand new **Chrysler, Jeep, Dodge or Ram Truck** from The Official Dealership of Life in Alaska.®

GENE'S



DODGE

Jeep



RAM



GenesChrysler.com • (907) 452-7117

Insurance for Alaskans, by Alaskans



Alaska Builders Insurance Program is an Alaska-owned general liability insurance program for licensed contractors. When Alaskans use nationwide liability insurance carriers they pay the price because Alaskans have a much lower claim ratio. With ABIP, rates should drop as premiums grow and we continue to experience what our historic losses have been. Help build a strong Alaska by buying insurance that benefits the Alaska State Home Building Association, your fellow contractors and bottom line.

ABIP is underwritten an A-rated admitted (approved for business in Alaska) insurance carrier. Only Alaska companies are provided coverage in this program and only members of an Alaska State Home Building Association are eligible. The program also allows policyholders and members to participate and have access an exclusive contractual risk management program allowing additional premium discounts.

For more details visit www.akbuildersinsurance.com or contact Eric Parthemer at Eric@akbuildersinsurance.com

PARADE OF HOMES COMMITTEE

**CAROLYN FOELSCH, CKD,
CBD, CAPS, CGP**

Kitchens & Baths By Design

FELICIA MUSICK

Ventilation Solutions

MICHAEL BROWNWOOD

Arctic Dirtworks

NAKEDA ALLEN

Mt. McKinley Bank

HOW IT WORKS

2019 PARADE OF HOMES

Saturday, October 5th 10am—5pm

Sunday, October 6th 11am—5pm

- ◆ Maps are available in this magazine, Sponsor Locations, and as an insert in the Fairbanks Daily News-miner.
- ◆ You may start at any home and visit homes in any order you choose. Watch for directional signs.
- ◆ IABA's Parade App: Our Parade App is not live this year. Please refer to the magazine and printed maps for a tour of the homes.



- ◆ Stamp a Parade Postcard at each home for a chance to win fuel gift cards, then drop it in a marked box— there's one in each home. **LIKE US** to see winners announced! [facebook.com/BuildersIABA](https://www.facebook.com/BuildersIABA)

No smoking on the property of Parade Homes.

Some Homes are occupied; be respectful of possessions and spaces.

1555 Van Horn Rd. Fairbanks, Ak. 99701

Welcome to Alaska

Sourdough
fuel

Let Sourdough Fuel Warm Your Hearts & Homes

WITH OUR HOME HEATING OIL
DELIVERIES

456-7798

ASK
ABOUT OUR
MILITARY/GROUP
DISCOUNTS

www.sourdoughfuel.com

Ask
About
Furnace
Repairs

CONTENTS

Parade of Homes Committee & How It Works 4

Parade Directions 13

HOMES

Wilson & Wilson Construction 7

JTF Renewable Design 8

JTF Renewable Design 9

Intella Homes 14

Wilson & Wilson Construction 15

Intella Homes 16

Northwest Design 21

Alaska Quality Insulators 22

FEATURE ARTICLES

Alaska is Our Home, Let's Build It Right 6

DIY Doghouse Blends Into Home's Décor 10-11

Advice on Financing Your First Home 12

Fall To-Dos: A Maintenance Checklist 17-20

Catio Fun for 5 Fluffy Cats in Arizona 23-24

**Published for
Interior Alaska
Building Association**

**Editorial Contributions by
*Houzz & NAHB***

ON THE COVER

**Featuring the Winner
of your
2017 People's Choice Award
LANDMARK, INC.**

The difference is local
TALK TO THE HOME LOAN EXPERTS

- Construction loans
- Real estate loans
- Owner/builder loans
- Mortgage loans

JOHANSEN BRANCH 450-7300
GOLDEN VALLEY BRANCH 459-7100

1 First National Bank
ALASKA MEMBER FDIC



NMLS# 640297

**ABM BEST
of ALASKA
BUSINESS
2016-17-18-19**

Apply online for your mortgage loan at FNBAAlaska.com

Alaska Business magazine
"Best of Alaska Business" Awards

Shop with confidence. Get pre-qualified before you begin your search so you know how much home you can afford.



**RESIDENTIAL
MORTGAGE, LLC**
NMLS #167729

324 Old Steese Hwy., 452-8800 | Inside Northrim Bank at 360 Merhar Ave., 456-8831



ALASKA IS OUR HOME: LET'S BUILD IT RIGHT.

The IABA works to ensure our community is built the right way, the first time. That's our definition of ALASKA BUILT.® We're proud of it - and you should be, too. ALASKA BUILT.® is our statewide campaign—here's how you can help support the cause and get involved in your communities.

1. Hire only Licensed, Bonded, and Insured Contractors.

The people you work with say a lot about you and home buyers should be protected. Licensed, bonded, insured contractors embody three very important values: Integrity, Quality, and Trust.

The builder who skimps on business expenses such as liability insurance may also skimp out on you should he get in a bind. You can avoid that unfortunate scenario and support those who follow the rules by hiring one of our members.

2. Meet your Builders.

Getting to know the people you work with is your first line of defense against bad business dealings. Attend your local Home Show each Spring. Visit the latest & greatest homes built in the Interior by taking your local Parade of Homes or Spring Tour of Homes. See what quality builders are doing in your area, and support them by telling them you appreciate their work.

3. Wear your Support.

We can't wait to see you cavorting about town, showing off your ALASKA BUILT.® bod. Tell your friends and neighbors that you, too, are ALASKA BUILT.®

Ready to load up on ALASKA BUILT.® gear? Go to alaskabuilt.org. Proceeds keep our programs running... And in turn help licensed, bonded, and insured contractors across the state build your community safer and stronger.





Licensed, Bonded, & Insured
License #26170

We do it right the first time!

New Lawns * Hydroseeding * Fabric & Ground Covers
Fence Work * Driveways * Embankments * Land Clearing
Site Work * Excavating & Grading * Leach Pits
Erosion Products * Retaining Walls * Concrete Slabs, Walls & Curbing

COMPLETE LANDSCAPING & EXCAVATING | COMMERCIAL & RESIDENTIAL | LABRENZLANDSCAPING.COM | 2759 COLLEGE ROAD | 907-479-9396

1

WILSON & WILSON CONSTRUCTION



944 Haman Drive



Parade
Home


Features:

- ♦ 1800 Sq Ft Ranch Home
- ♦ Oversized 2 Car Garage
- ♦ 3bd, 2ba
- ♦ Tray & Vaulted Ceilings
- ♦ Large Closets
- ♦ Well Crafted
- ♦ Tile
- ♦ LVP Flooring
- ♦ Radiant Heat Throughout
- ♦ Soaker Tub & Shower

Home is currently sold so please respect the owners property when viewing.



MORE FROM THE BUILDER



Chad Wilson has worked in the industry from the ground up and has been building in Alaska since 2005. He started out in a union & did an apprenticeship along with many side jobs, focusing on quality, efficiency, and rapport above all else.

When you think of custom kitchens, remodel, siding, decks, bath, & concrete work, think of Wilson & Wilson. Wilson & Wilson does everything- from small jobs to large-scale custom homes, from dirt work to finished trim and everything in between.

"Building Alaska One Day At A Time"

(907) 378-9455

CWILSON_18@HOTMAIL.COM



2

JTF RENEWABLE DESIGN & BUILD LLC

285 Rainbow Ridge Road

Street View Unavailable

Parade
Home

Features:

- ♦ 2100 Sq Ft; 18" Arctic Double Wall
- ♦ 3Bd, 2Ba
- ♦ 2 Car Garage; 980 Sq Ft ICF Daylight Basement with Mechanical Room
- ♦ Radiant Insulated Concrete Floors
- ♦ 95% Efficient Solar Ready Propane Boiler
- ♦ Masonry Heater w/Hydronic Heat Exchange
- ♦ HRV With Geothermal Intake (Warm Intake All Winter!)
- ♦ Triple Pane Fiberglass Windows
- ♦ South Facing Land With Designed Passive Solar Heat Gains & Steeper Roof Designed For Optimal Solar Angle, and Proper Shade Angles for Windows
- ♦ Prewired for Solar



MORE FROM THE BUILDER

Our mission is to provide quality building, renovation, and renewable energy solutions for Fairbanks and interior Alaska.

With over 25 years of experience, our team is committed to the highest standard of quality and craftsmanship, striving to stay on the progressive edge of arctic building sciences.

We create energy efficient solutions uniquely suited for the challenge of Alaskan winters including six star, and net-zero design.

JTF.RENEWABLE@GMAIL.COM
RENEWABLEDESIGNBUILD.COM

3

JTF RENEWABLE DESIGN & BUILD LLC

333 Rainbow Ridge Road



Parade Home Features:

- ◆ 1088 Sq Ft; 18" Arctic Double Wall
- ◆ 2Bd, 1Ba on Helical Pier Foundation
- ◆ Radiant Insulated
- ◆ Acid Stained Concrete Floors
- ◆ 95% Efficient Propane Boiler
- ◆ Soapstone Masonry Heater
- ◆ Prewired for Solar & Snap Ready!
- ◆ HRV With Thermal Intake (Warm Intake All Winter!)
- ◆ Triple Pane Fiberglass Windows
- ◆ South Facing Land With Designed Passive Solar Heat Gains
- ◆ Steeper Roof Designed For Optimal Solar Angle, and Proper Shade Angles for Windows



MORE FROM THE BUILDER



Our mission is to provide quality building, renovation, and renewable energy solutions for Fairbanks and interior Alaska.

With over 25 years of experience, our team is committed to the highest standard of quality and craftsmanship, striving to stay on the progressive edge of arctic building sciences.

We create energy efficient solutions uniquely suited for the challenge of Alaskan winters including six star, and net-zero design.

JTF.RENEWABLE@GMAIL.COM
RENEWABLEDESIGNBUILD.COM

PETS PLACE: A DIY DOGHOUSE BLENDS INTO THIS HOME'S DECOR

An Alabama couple builds an indoor farmhouse-chic abode for their friendly Brittany spaniel
Brenna Malmberg February 5, 2018

Pet at a Glance

Pet: Tucker, a Brittany spaniel

Age: 5

Location: Florence, Alabama

Owners: Kenneth and Danielle Whisenhunt

Meet Tucker. He's loyal to his people, Kenneth and Danielle Whisenhunt, and could spend all day lazing around on the floor or the couch. But at the hint of adventure, he'll jump to his feet to join you for a car ride or a walk.

Custom doghouse. Down in the media room, Tucker has his own space: a custom-built doghouse.

When he was a puppy, he had a small bed, but it looked awkward in the farmhouse-chic room. Eventually, Danielle found herself avoiding that room when it came time to take photos of her DIY projects and home decor. "So I wanted to create a space that would be fun to show off," she says. She'd seen lots of cute kids' playhouses online and thought, "Well, why not for Tucker?"

Danielle and her husband, an electrical engineer, got to work building a new dog area in the media room. They knew they wanted it to have built-in storage for toys and food, windows with window boxes and a design that would allow them to decorate it for the seasons and holidays.

In the end, they used 2-by-2-inch boards for the frame and then overlapped plywood to give the doghouse a shingled look. On the sides, they overlapped thinner pieces of plywood (painted white) to create a siding effect. The windows, shutters and plant boxes were all created with wood leftover from other DIY projects around the house. The doghouse, complete with a bed, has become a common place to find Tucker.

If you think your pet would enjoy something similar, Danielle says, "do what works for you, your dog and your house and not what you think is expected." That's what they did, and they couldn't be happier with how it turned out.

House rules. When the couple first brought Tucker home, they tried to keep him off the furniture. But in the middle of the night, he'd always find his way up to a cozy spot, like the bed or the couch. They decided it was easier to just keep him out of specific areas by shutting doors.



KBD

Kitchens & Baths

BY DESIGN

Imagine better ...

experience excellence.

Carolyn M. Foelsch

CKD, CBD, CAPS, CGP

(907) 479-4056 * kbdesign@alaska.net

PETS PLACE: A DIY DOGHOUSE BLENDS INTO THIS HOME'S DÉCOR (CONT'D)


Life with a big dog. As Tucker got older, the Whisenhunts quickly learned that he loved food and would do anything to reach it. "Once we discovered his obsession with food, and to not underestimate how long those paws could reach, we had to make a habit of keeping food out of paw's reach," Danielle says. "It honestly didn't matter where it was — in the sink, in the trash can, on our plate — he is determined."

To stop Tucker from digging in the trash and making a mess, they built a wooden trash bin with a lid that he can't lift.

On the job. Danielle runs her home and crochet decor business from home, and Tucker is always by her side. "Tucker loves to sit next to me on the couch while I work on crochet items for my shop, and rarely wants to leave my side unless someone walks by our house and he needs to bark at them," she says. Part of Danielle's business requires photos of her pieces, and Tucker always seems to end up in frame. "He will do just about anything for a treat," Danielle says.

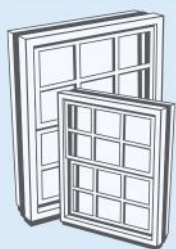
Favorite part of the day. Tucker can't wait for Kenneth to get home from work. He's excited the second he hears him. Otherwise, Tucker spends his day napping around the house — never too far from Danielle.

If he does get up, it's to chase a fly, go for a car ride or play with a toy. "We always love seeing his excitement when we bring him a new toy home," Danielle says. "We always let him nose through the shopping bags and find it."



Home, sweet home. "Just having him here makes our home feel completely different," Danielle says. "Even if he's gone for a short amount of time getting groomed, it feels like a piece of home is missing. He is definitely our first child."

But he won't be the only "child" for long. The Whisenhunts are expecting a baby girl this spring.



Hoffer Glass

NORDIC WINDOWS BUILT FOR ALASKA

Fiberglass and Vinyl Windows
Manufactured In Fairbanks

Boosting our Local Economy While Providing Personalized Service!

www.hoffer-glass.com

3740 Braddock Street ■ Fairbanks, AK 99701 ■ (907)456-6200



Residential Ventilation Specialists

374-6838

www.ventsolutionsfbx.com

Duct Cleaning
HRV Installation
Air Filtration Systems
Maintenance & Repair Services

Build Tight & Ventilate Right!



ADVICE ON FINANCING YOUR FIRST HOME



Buying your first house is very exciting. But financing your home purchase can be a daunting experience. In both cases, do your research and shop carefully to ensure you find exactly what you want and need. Deciding how much to spend on your home and which type of mortgage will work best for you — as well as understanding the settlement process — can be confusing. However, there are many sources that can help you get prepared well before you step foot into a sales office, model home or open house.

- **Get familiar with the lingo.** NAHB's Home Buyer's Dictionary can help you.
- **Figure out what you can actually afford to pay on a monthly basis.** Remember that, in addition to the monthly principal and interest, you will also pay into escrows for property taxes, hazard insurance and possibly a home owners' or condominium association assessment. You have more knowledge about your living expenses than a lender. Hold firm with that number and don't be tempted to agree to an amount higher than what you are comfortable spending. Mortgage calculators are a great way to figure out what your monthly payments would be based on interest rates and down payment amounts. Calculators can be found on most real-estate-focused websites.
- **Pay down your debts.** Credit card debt limits what you qualify for from a lender. Lenders want to see a total debt service ratio that is less than 40% of your monthly income.
- **Attend a first-time home buying seminar** or talk to a credit counselor who does not work for a lender. You can research your options without being influenced by someone who has a financial interest in the home or loan you choose. The U.S. Department of Housing and Urban Development (HUD) offers free housing counseling and seminars.
- **Check out government resources.** HUD also has a helpful web page, *Common Questions from First-time Homebuyers*, which provides additional resources for first-time buyers, including special financing options and HUD programs.
- **Select your lender and get pre-approved.** When you have done your research and are ready to move on to the next step, visit a lender, understand the loan choices that would be available to you, and, once you've determined the most suitable loan, get pre-approved for that loan. Since you will already know how much money you can borrow, you will know what price range you should look at and can move quickly if you are bidding on a house that has several interested buyers. A lender's pre-approval would still be subject to a final verification of your credit and a satisfactory appraisal, but it's a big step toward becoming a home owner.



This message brought to you by Spirit of Alaska FCU.



VIEW ALL NEW CONSTRUCTION HERE:

Empire Realty

JOEL JOHNSON, BROKER/OWNER EMPIRE REALTY
907-374-4663 | JOEL@EMPIREALASKA.COM

Give Joel a Jingle!

2019 PARADE DIRECTIONS

Pick up a map at Sponsor locations or the Parade Homes. Several homes are built on roads that are not listed on Google Maps this year. Feel free to choose your own path. Written directions below may not be the most efficient but intend to help you in your journey. DRIVE CAREFULLY & ENJOY THE PARADE!

HOME #1—WILSON & WILSON CONSTRUCTION 944 Haman Drive, Fairbanks

From Chena Pump, take Roland Road to Haman. Take a right on Haman, Home is on the right.



HOME #2—JTF RENEWABLE DESIGN BUILD LLC 285 Rainbow Ridge Road, Fairbanks

From Chena Hot Springs Road, make a Right on Bridge Street. Veer Left on Old Chena Hot Springs Road, and Make a Right on Hagaman Road. Turn Right on Rainbow Ridge Road.

Street View Unavailable

HOME #3—JTF RENEWABLE DESIGN BUILD LLC 333 Rainbow Ridge Road, Fairbanks

From Chena Hot Springs Road, make a Right on Bridge Street. Veer Left on Old Chena Hot Springs Road, and Make a Right on Hagaman Road. Turn Right on Rainbow Ridge Road.



HOME #4—

Take Nordale
from the dir

Parade Home #4 Cancelled



HOME #5—WILSON & WILSON CONSTRUCTION 2455 River Park Drive, North Pole

Take Nordale to Deiringer Ave. Follow all the way down, take a right on River Park Drive at stop sign. House on the Right. Do not follow GPS! These are new road ways. If approaching Deiringer Ave from the direction of Badger Road and you reach Andromeda Drive, you've gone too far.



HOME #6—INTELLA HOMES 800 Shasta Drive, North Pole

"Camp Curvy Birch" Take Nordale to Shasta Drive.



HOME #7—NORTHWEST DESIGN 2002 Bush Hawk Ct, North Pole

Take Peede from Nordale and make a Right on Persinger, Follow to Cloud Rd, then turn onto Bush Hawk Court. Home is first on the left. This street is not searchable on Google Maps; please see Cloud Road for a frame of reference.

Street View Unavailable

HOME #8—ALASKA QUALITY INSULATORS 2295 Granite Drive, North Pole

Turn onto Hurst Road from Badger Road. Make a Left onto Granite Drive. House is on the left.



4

INTELLA HOMES



Parade Home #4

Cancelled

Parade
Home

Features:

- ◆ This is a very custom home with special touches everywhere you look
- ◆ Quartz countertops and custom cabinetry in the kitchen.
- ◆ Antique doors used at accent to pantry with built in wine fridge
- ◆ Subway tile themed showers and bathtubs
- ◆ Beautiful walk in shower and claw foot tub
- ◆ Custom touches such as laundry chute and faux accent beams
- Built in woodstove for secondary heating
- Tile dog shower in the garage
- ◆ Synthetic decking wrap around porches



Brannon is a life long Fairbanks resident that has built homes in the area for 14 years.

Intella Homes has become known for our superior energy efficiency and custom touches to every home.

Everyone at Intella Homes hopes you enjoy our homes and the rest of the 2019 Parade.

MORE FROM THE BUILDER



(907) 378-8538
INTELLAHOMES@HOTMAIL.COM
INTELLAHOMES.COM



5

WILSON & WILSON CONSTRUCTION



2455 River Park Drive



Parade
Home

Features:

- ◆ 4bd, 2.5ba ; 2400SqFt
- ◆ Walk-in Cabinet Pantry
- ◆ 20' Ceilings
- ◆ Soaker Tub
- ◆ Low Maintenance Cost
- ◆ Energy Efficiency in Mind
- ◆ 3 Car Garage
- ◆ LVP Flooring & Tile
- ◆ Radiant Heat Throughout
- ◆ TV Room with Elevated Tray Ceiling

Home is currently sold so please be courteous and keep that in mind when touring this beautifully crafted home.

Chad Wilson has worked in the industry from the ground up and has been building in Alaska since 2005. He started out in a union & did an apprenticeship along with many side jobs, focusing on quality, efficiency, and rapport above all else.

When you think of custom kitchens, remodel, siding, decks, bath, & concrete work, think of Wilson & Wilson. Wilson & Wilson does everything- from small jobs to large-scale custom homes, from dirt work to finished trim and everything in between.


"Building Alaska One Day At A Time"

(907) 378-9455

CWILSON_18@HOTMAIL.COM



MORE FROM THE BUILDER



6

INTELLA HOMES



800 Shasta Drive



Parade Home Features:

- ♦ Built as an Air B&B for people who love the Northern Lights and Alaskan outdoor activities
- ♦ Custom Birch Accents
- ♦ Stainless steel shower
- ♦ Custom Birch Guardrails
- ♦ Main home also being constructed on property to six star energy efficiency.
- ♦ Amazing Alaskan views tucked away where you wouldn't expect them
- ♦ T&G ceilings in both structures
- ♦ Custom pine trim throughout both builds



Brannon is a life long Fairbanks resident that has built homes in the area for 14 years.

Intella Homes has become known for our superior energy efficiency and custom touches to every home.

MORE FROM THE BUILDER



Everyone at Intella Homes hopes you enjoy our homes and the rest of the 2019 Parade.

(907) 378-8538

INTELLAHOMES@HOTMAIL.COM

INTELLAHOMES.COM





Fairbanks || 907.452.1423 || 1991 Fox Ave.

www.florcraftcarpetone.com

Evan Hall, Patrice Case
& Aaron Lautaret



FALL TO-DOS: A MAINTENANCE CHECKLIST



Prep your house and yard for cold weather with this list of things to do in an hour or over a weekend
Laura Gaskill September 15, 2017

Fall is a good time to take care of big home repair projects before shorter days (and in many areas, ice and snow) make outdoor work too difficult. And if you do live in an area with cold winters, take some time this fall to boost energy efficiency throughout your home and prevent damage from winter storms with proper tree care. (We spoke with an expert to find out what you need to do.) Tick these items off your list this season, and you can rest easy knowing that your home and yard are buttoned up and ready for winter.

Tasks to Check Off Your List in an Hour or Less

Stock up on winter supplies. If you live in a region with cold, snowy winters, fall is the time to prepare.

- * Check the condition of snow shovels and ice scrapers; replace as needed.
- * Pick up a bag of pet- and plant-safe ice melt, if needed.
- * Restock emergency kits for car and home.
- * If you use a snow blower, have it serviced and purchase fuel.



Shut off exterior faucets and store hoses. Protect your pipes from freezing temperatures by shutting off water to exterior faucets before the weather dips below freezing. Drain hoses and store them indoors. Drain and winterize irrigation system, if using.

Check walkways, railings, stairs and the driveway for winter safety. When the landscape is covered in ice and snow, just walking from the driveway to the front door can be a challenge. Make navigating around your home safer by checking that all stairs are in good shape and have sturdy railings, and that the driveway is in good repair to make for easier shoveling.

Test outdoor lights and replace bulbs as needed. As the days get shorter we rely more on exterior lighting, both for safety and ambiance. Test lights on the front and back porch, on the garage and in the landscape, and replace bulbs as needed.

Check safety devices.

- * Test smoke detectors and carbon monoxide detectors; replace batteries as needed.
- * Check the expiration date on your fire extinguisher and replace if needed.
- * If you haven't checked your home for radon, fall is a good time to do so — as the weather gets cooler and windows stay shut more often, radon is more likely to become trapped in your home.
- * Radon at high enough levels is extremely harmful, so if you find that your home has radon (a radon level of 4 or above is considered unacceptable by the Environmental Protection Agency), hire a contractor qualified to fix radon issues.

(Continued on Pg 18)

Gene DuVal

Real Estate Inc.

Gene DuVal, Associate Broker, Realtor


907-452-4363 | Gene@GeneDuVal.com | www.GeneDuVal.com



*"We've recommended Gene DuVal to friends,
and would call on him again in a heartbeat."*

Kate Ripley & Brian O'Donoghue

FALL TO-DOS: A MAINTENANCE CHECKLIST (CONT'D)



Vacuum radiators, baseboard heaters and grates. Get ready for heating season by clearing away dust and grime from radiators, baseboard heaters and heating grates. If your radiators have removable covers, take them off and vacuum beneath the cover before replacing.

Remove window A/C units. If you use window air conditioning units in the summer, remove them before the weather turns cold. If you must leave in window A/C units, cover the exterior of the unit with an insulating wrap to keep cold air out.

Tackle These To-Dos Over a Weekend

Rake leaves. Leaves look beautiful blanketing the ground, but leaving too many leaves on a lawn over winter in a snowy area can inhibit spring growth. To make the job easier, choose a lightweight rake, wear gloves to protect your hands and use handheld "leaf scoops" to bag leaves quickly.

Seal gaps where critters could enter. Mice need only a tiny gap to be able to sneak into your house and raid your pantry. And with colder weather coming, all of the little critters out there will be looking for warm places to make a home. Fill small holes and cover any larger gaps securely with heavy-duty hardware cloth to keep the wild-life outdoors.

Care for trees and shrubs. If you have trees on your property, consider hiring an arborist to care for them. These pros can spot signs of poor health early on to prevent tree loss. And they know how to prune properly to avoid falling limbs in winter storms.

"The most important maintenance for a homeowner to do in the fall would be trimming [the] dead out of trees," says Bryan Gilles, owner and arborist at *Arbor Doctor* in Calabasas, California. "Trees are going dormant at this time, and are less likely to get a disease." Because trees are slowing growth in the fall, it's not an ideal time to plant a new tree, as the roots may have trouble getting established. For treatments, Gilles recommends fungicide injections in the fall to prevent diseases such as diplodia, which can affect pine trees.



It's also a good idea to observe your trees throughout the fall, keeping an eye out for signs that signal a need for intervention. "Early change in leaf color, pines looking thin and/or needles turning brown, and dead branches are all signs of diseases," Gilles says. "Ash trees spotting yellow sporadically around this time of the year is a bad sign of a disease called ash yellows, since ash trees are one of the latest to turn."

(Continued on Pg 19)

FALL TO-DOS: A MAINTENANCE CHECKLIST (CONT'D)



Deep-clean the kitchen. Take a day to tackle some of the more labor-intensive cleaning tasks, and keep your kitchen working efficiently and looking great. Degrease the range hood and filter. Clean the oven. Vacuum the refrigerator coils. Scrub tile grout. Clean light fixtures. Wash the walls and backsplash. Wash the garbage can and recycling bins. Clean small appliances.

Add weatherstripping. Weatherstripping applied around the frames of windows and doors helps boost winter warmth and cut energy costs. Add door sweeps to the base of drafty doors to keep heat in and cold air out. If you're feeling crafty, you can even make your own cozy draft stopper from an old flannel shirt, wool sweater or fleece blanket:

1. Cut a length of material about 3 inches longer than the width of your door (to allow for seams) and 6 to 8 inches wide. 2. Fold the material lengthwise, with right sides together. 3. Stitch a seam (by hand or on a sewing machine) down the long side, creating a tube of fabric. Stitch one end closed. 4. Turn the draft stopper right side out so the seams are hidden on the inside (use a yardstick or wooden spoon to get it completely turned right side out). 5. Fill with dry rice or beans. 6. Fold the open ends under and sew shut.

Clean dryer vents. Lint buildup in dryer vents can make your dryer work less efficiently and even cause a fire — cool, dry fall weather increases static electricity, which can ignite lint that has built up, so now is a key time to get that lint out. You can hire a duct cleaning specialist to clean the vents for you, or clean the vent yourself. If you decide to do it yourself:

1. Unplug your dryer.
2. Shut off the gas if you have a gas dryer.
3. Pull the dryer slightly away from the wall.
4. Loosen the clamp holding the hose.
5. Use a vacuum attachment or lint brush made for dryer hoses to clean out the hose and behind the dryer.
6. Replace the hose, gently move the dryer to the wall (without crushing the hose) and plug it in.

(Continued on Pg 20)





FALL TO-DOS: A MAINTENANCE CHECKLIST (CONT'D)

Maintenance and Extras to Budget for This Month

Make exterior repairs. Take a walk around your property, looking for signs of damage to the roof, siding and foundation. If you spot anything that needs repair, schedule it before winter weather hits.

Clean gutters and downspouts. Once most of the leaves have fallen, clean out gutters and downspouts (hire a helper if you are not comfortable on a ladder). Clogged gutters during rainstorms can cause water to pool and damage your roof or siding.

Update your ToolKit

Conduct an energy audit. A trained auditor can assess your home's current energy efficiency and give you a list of recommended improvements you can make, which may include upgrading to Energy Star appliances, adding insulation to the attic or beefing up weather stripping. You can also find instructions for a do-it-yourself energy audit at Energy.gov.

Schedule a chimney cleaning and heating system maintenance. Making sure your chimney and furnace or boiler are cleaned, maintained and in working order before you need to turn on the heat is an important safety measure. And be sure to add a chimney cap if you don't already have one — it will stop critters from crawling down your chimney!



7

NORTHWEST DESIGN, INC

2002 Bush Hawk Court

Street View Unavailable

Parade
Home

Features:

- ♦ 3 Bd, 2.5 Ba
- ♦ Office
- ♦ Open Concept Kitchen
- ♦ R-70 Ceiling
- ♦ R-34, 2x8 Wall Construction
- ♦ Built on 8" ICFs
- ♦ Concrete Crawl Space Provides Vapor Barrier & Excellent Storage
- ♦ FCX Boiler & 6 Star Rating
- ♦ Planned for Granite Countertops
- ♦ For Sale, See Builder for Details

MORE FROM THE BUILDER



Ron Hunt has been in Fairbanks since 1978 and in business since 1988. He's framed and built over 650 homes in our area.

Ron takes jobs primarily through word of mouth.

If you have a concept in mind or are interested in purchasing this Bush Hawk home, call him at the number listed below.

(907) 488-6495

8

ALASKA QUALITY INSULATORS



2295 Granite Drive



Parade
Home
Features:

- ◆ 3 Bd, 2.5 Ba
- ◆ R-75 Blown-in Insulation Fiberglass in Attic
- ◆ R-35 Blown-in Fiberglass Blanket in Walls
- ◆ 5" Polyurethane Spray Foam Under Monolithic Slab
- ◆ CDX Boiler
- ◆ HRV
- ◆ 9' Ceilings
- ◆ Built-in Fireplace
- ◆ Framed by Tim Sonnenberg
- ◆ Completed July 2019

Alaska Quality Insulators, Inc. is a family run business. Jim Schuster and his brother Mike Schuster started AQI out of a cabin.

MORE FROM THE BUILDER



Jim still runs the North Pole/Fairbanks location to this day. He brings over 40 years of experience to the company. His son Jordan will look to keep the company running. Jordan's goals moving forward are "to help every customer in every situation, maintain the same quality of work we have had for 40 years, and give back to the community that I grew up in."

(907) 378-8228

**JORDAN.ALASKAQUALITYINSULATORS@
OUTLOOK.COM**

ALASKAQUALITYINSULATORS.COM

Visit us on the web: www.AlaskaQualityInsulators.com



For all insulation needs: Blown-In, Urethane Foam, Encapsulated Batt, Mechanical, Fiberglass Batts, Ventilation Baffles, vapor barrier, seal air leaks, Urethane Coatings and more...Energy Audits Welcomed



PET'S PLACE: CATIO FUN FOR 5 FLUFFY CATS IN ARIZONA

A custom-built patio enclosure gives Chinchilla Persians a place to safely explore the outdoors

Brenna Malmberg February 12, 2018

Pets at a Glance: Five silver chinchilla Persians named Pearl, Fancy, Silver, Chantilly and Skyler

Ages: 6 months to 2½ years

Location: Sun City, Arizona

Owners: Luisa Balc, her husband and their two kids

Meet the family. Each of the five cats joined the Balc household when they were 8 to 10 weeks old. They all get along, Luisa Balc says.

Each has its own personality. Pearl loves to eat. Fancy, named after the Fancy Feast commercial her grandfather appeared in, loves to be held. Silver is laid-back. Chantilly is super quiet. And Skyler always wants to play.



Outdoor adventures. These fluffy white cats enjoy exploring the family's backyard, Balc says, but that requires constant supervision. So to keep them safe while outside, the Balcs decided to build a catio.

Catio. Using wood from an old pergola, the family built this enclosed cat area in the backyard, along the side of their home. Once they had the frame built, they covered it in chicken wire. Inside, they built shelves that allow the cats to climb higher.

The cats have lots of toys and scratching posts to keep them entertained inside the catio. The wildlife around them also provides entertainment.

(Continued on Pg 24)



PET'S PLACE: CATIO FUN (CONT'D)

"We wanted to create a safe yet fun area for them," Balc says. "The older cats took a little bit to adjust to the catio since they were used to roaming the whole backyard while supervised. But now they really like the catio."

Inside fun. The cats have their own furniture in the house too. Here, two of them climb on one of the cat trees the family owns.

Favorite places to nap. These cats look alert on their tree now, but Balc says the trees are one of the cats' favorite places to nap. If they aren't sleeping on a tree, they're probably dozing next to a human family member. Balc, a stay-at-home mom, says the cats follow her around the house all day long. If she's in the living room, this is a common sight.

Play time. Every family member likes to play with the cats by aiming a laser pointer around the room for them to chase.

Housekeeping. To keep the house from being overtaken by long, white cat hair, Balc vacuums and sweeps every other day. She says the key to controlling the amount of hair around the house is brushing the cats regularly. The cats also have several litter box options around the house. They have a room in the basement that has five litter boxes. On the main level of the home

is a kitty room with three boxes. There's also a litter box in the catio. It's a lot of litter boxes, but it ensures that every cat has its own space.

Home, sweet home. "They are like family," Balc says. "Our home wouldn't be the same without them. They follow us everywhere we go." "We love to play with them and cuddle with them," Balc says.

"And they totally match my decor."



INDEX TO ADVERTISERS

DESIGN/FABRICATION

Florcraft CarpetOne	17
Hoffer Glass	11
Kitchens & Baths by Design	10
Labrenz Landscaping	6
MacCheyne's CarpetsPlus	27

FINANCIAL/INSURANCE

Alaska Builders Insurance Program	3
First National Bank	5
Mt. McKinley Bank	27
Residential Mortgage	6
Spirit of Alaska FCU	12

PRODUCTS + SERVICES

Alaska Quality Insulators	23
Gene's Chrysler Jeep Dodge RAM	2
Sourdough Fuel	4
Spenard Builders Supply	28
Ventilation Solutions	12

REAL ESTATE/TITLE

Empire Realty	13
Fidelity Title Agency of Alaska	28
Gene DuVal REMAX	18
Somers & Associates	20
Yukon Title Company	5



ATTENTION BUILDERS AND REMODELERS:

Do you want to start getting money
for products you already use?

The Member Rebate Program is a free member benefit of the State Home Builders Association that is available to all active Builder and Remodeler Members.



There are currently over 40 of the country's leading Manufacturer Brands participating in the Member Rebate Program.

**MOST THAT YOU
PROBABLY ALREADY
USE!**



It's as easy as 1-2-3!

**OVER 70% OF PARTICIPANTS RECEIVED
MORE THAN THEIR ANNUAL DUES TO
THEIR ASSOCIATION LAST YEAR!**

1) Register

2) Submit a Rebate Claim

3) Receive a Rebate Check!

Visit www.HBArebates.com to Register & Claim



"Like" us on Facebook for more information:
www.facebook.com/MemberRebateProgram



Call us Toll Free:

866-849-8400

Or visit our website:

www.HBArebates.com



A free Member
Benefit of ASHBA
www.ASHBArebates.com



WANT TO START GETTING MONEY FOR PRODUCTS YOU ALREADY USE?



If you use any of these
50+ participating
manufacturers

Then it's **EASY**
to participate!

- ① Register
- ② Submit a Rebate Claim
- ③ Receive a Rebate Check



The average rebate
per Builder/Remodeler company
who participated in 2017 was
\$1,169.69!

Register & Claim:

☎ 866-849-8400
🏠 www.ASHBArebates.com
📱 /MemberRebateProgram

MT. MCKINLEY BANK - Proud to be A Platinum Sponsor of the IABA Parade of Homes

Mt. McKinley Bank has been in Fairbanks and the Interior for over 50 years and understands your local lending needs. Whether you need a construction loan, a mortgage for a new home, or a home-improvement loan, processing and approval take place at your local branch by someone who can guide you every step of the way.

Jeremy Pletnikoff
Mt. McKinley Bank - Commercial Lending

Brannon Richart
Intella Homes

ROCK SOLID SINCE 1965



Contact a loan specialist at one of these branch locations:

DOWNTOWN
500 Fourth Ave.
452-1751

NORTH POLE
45 St. Nicholas Dr.
488-4438

DELTA JUNCTION
1680 Richardson Hwy.
895-4350

Visit us at mtmckinleybank.com FDIC

**Residential or Commercial- at
MacCheyne's CarpetsPlus we've
got your back!**

We are proud to join the men and women who work day and night to build the homes, schools, hospitals and businesses we count on for ourselves and our families.

With decades of experience in Alaska Construction our highly trained staff of bidders, designers and experts in tile, flooring, window treatment help your team get the job done job after job.

Take the first step to getting your project done right, start with MacCheyne's CarpetsPlus. Visit our showroom or website, or call to schedule your free consultation.



MacCheyne's
CarpetsPlus
COLORTILE
ALASKA'S FLOOR STORE

2060 PEGER ROAD • www.MacsPlus.net • (907) 479-9193 / fax (907) 455-9193

Title And Escrow Services

We deliver experience, quality and accuracy while protecting your property ownership rights.



Fidelity Title Agency

of Alaska, LLC

Title And Escrow Services You Can Trust!

Phone: 907-457-3250 • Fax: 907-457-3260

250 Cushman Street, Suite 2B, Fairbanks, AK 99701

www.fidelitytitleagencyak.com

SPEAK WITH A SBS DESIGN SPECIALIST TODAY FOR A FREE CONSULTATION



KITCHEN REMODEL HEADQUARTERS.



FINANCING OPTIONS TO FIT YOUR NEEDS — START YOUR PROJECT TODAY!

We have everything you need to turn your project into a reality. From budget-minded options to fully custom kitchens, we offer quality cabinetry in the latest colors, styles and finishes.

ASK SBS

